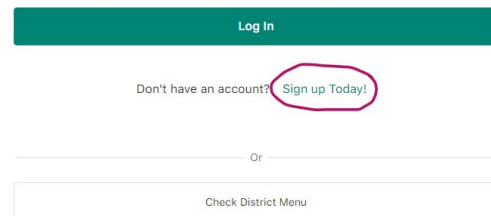
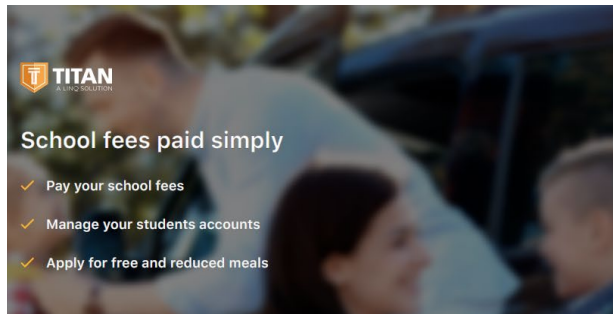


Buying a Bus Pass on Titan Eureka Union School District

Step One: Create an Account

-Go to [Titan \(https://family.titank12.com/\)](https://family.titank12.com/)



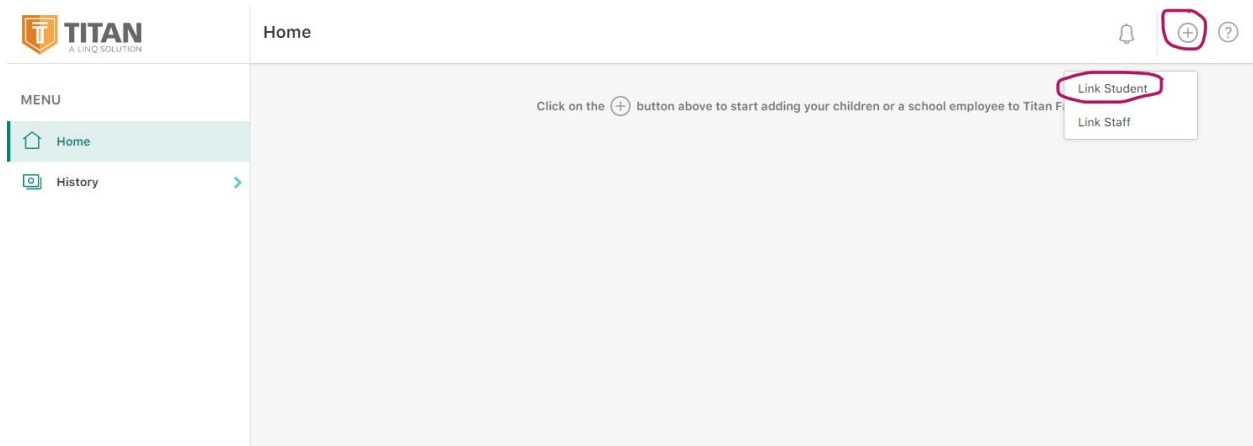
-Select Sign up Today!

-Enter your First Name, Last Name, Email, Password, Confirm Password

-Log onto your email and verify your account

Step Two: Add Student

-Log into your [Titan](#) account



-On the Home page select the + icon that is on the top right part of the screen.

-After you click the + icon select Link Student from the drop down menu.

Link Student



District

Roseville Joint Union High School District (Roseville, California)



First Name *

Last Name *

Date of Birth *

MM/DD/YYYY



Cancel

Link


-For District, type Roseville Joint Union High School District (Roseville, California) or select it once it shows up when typing.

-Add your students First Name (no nicknames), Last Name and Date of Birth

-Select Link

*if the student does not show up. Please Call Transportation Office 916-774-1231

Step Three: Buy A Bus Pass




-On the Left hand side of the home page select store.

-Make sure you select an item that says EUSD Bus Pass

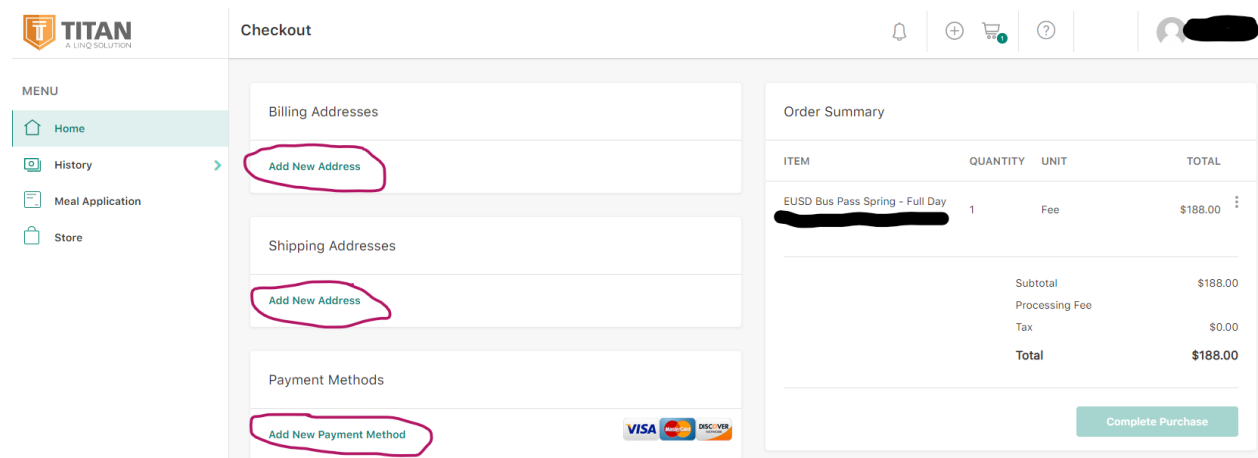
-Click the bus pass you wish to buy

-Fill out the form and Add to cart

-Select Either View Cart to go to checkout or Continue Shopping to purchase another pass for a different student



-If you selected Continue Shopping but wish to check out click on the cart of the top of the screen to go to checkout



-Add Billing and Shipping Addresses

-Add Payment Methods

-Complete Purchase